




Kentucky High School Athletic Association

2280 Executive Drive ° Lexington, KY 40505 ° www.khsaa.org ° (859)299-5472 (859)293-5999 (fax)

MEMORANDUM

To: Superintendent, Principal, and Athletic Director
Garrard County High School

From: Brigid L. DeVries, Commissioner
Larry Boucher, Assistant Commissioner 


Date: June 9, 2005

Subject: 2004-2005 Title IX Annual Report Forms Submission

Enclosed please find a copy of Form T-65, the 2004-2005 KHSAA Title IX Annual Report Submission Status Report. In addition, you may find an attachment with corrected copies of the forms submitted by your school personnel. Please review this information so the forms can be completed accurately in the future.

Also, KHSAA Audit Team Members may have requested resubmission of some of the 2004-2005 Annual Report Forms or need additional information on your athletic programs. Please submit this information by the date requested if this is applicable. Copies and all KHSAA Title IX documents must be kept current and included in your permanent Title IX File at the school. All documents are subject to Open Records Requests.

Should you need any further information, please do not hesitate to call anytime.



**KHSAA TITLE IX
ANNUAL REPORT SUBMISSION
STATUS REPORT
2004-2005**

KHSAA
Form T65
Revised 4/05

TO: KHSAA Member School Superintendents, Principals, and Athletic Directors

FROM: Brigid L. DeVries, Commissioner
Larry Boucher, Assistant Commissioner

DATE: June 9, 2005

School	Garrard County High School	Reviewed by	Allen W. Jackson
---------------	----------------------------	--------------------	------------------

The following is a status report regarding the required 2004 - 2005 Title IX Annual Report submission of forms due into the KHSAA office by April 15, 2005. Appropriate KHSAA Audit Team personnel have reviewed these forms and the following is a summary of this review.

I. Checklist of Forms properly submitted in a satisfactory manner:

✓	GE 19 (Annual Verification)	✓	T-35 (Budget Chart)
✓	T-1 (Summary Program Chart 1)	✓	T-36 (Budget Chart)
✓	T-2 (Summary Program Chart 2)	✓	T-41 (Checklist -- Overall Interscholastic Program)
✓	T-3 (Summary Program Chart 3)	✓	T-60 (Corrective Action Plan)
✓	T-4 (Summary Program Chart 4)		

II. Status

A.	✓	2004 – 2005 Forms are satisfactory and no further information or action is necessary at this time.
B.		Errors have been noted with respect to the following forms:
C.		The following forms were omitted and must be submitted by school representatives:
D.		Other Recommendation and Comments:



**2004-2005 KENTUCKY HIGH SCHOOL ATHLETIC ASSOCIATION
ANNUAL VERIFICATION OF TITLE IX PROCEDURES
(To be submitted by April 15, 2005 along with other required forms)**

APR 13 2005

The GARRARD COUNTY High School, LANCASTER, Kentucky
(Name of High School) (City)

certifies to the Kentucky High School Athletic Association that the following is an accurate and true representation of the facts surrounding compliance with 20 U.S.C. Sections 1681-1688, et. Seq. (also known as Title IX)

I certify the following provisions in accordance with records at the school contained in the permanent Title IX file, and to the best of my knowledge have completed the following tasks (All boxes must be checked).

Established a gender equity committee at the high school. (list committee personnel and provide attachment if necessary)

Name	Address	Phone	Title
See Attached Sheet			

Scheduled a minimum of three meetings during the 2004-2005 school year on the following dates:

8-18-04; 1-31-05; 2-8-05; 4-5-05; 5-10-05

Designated the following person(s) as the Title IX coordinator for the school:

James M. Freeman	Athletic Director	1022 Bonds Mill Rd. Lawrenceburg, KY.	(502) 839-4362
Name	Title	Address	Phone

Designated the following person(s) as the Title IX coordinator for the district:

Tammara Gilkison	Asst. Principal	1110 Powell Taylor Rd. Lawrenceburg, KY.	(502) 839-1763
Name	Title	Address	Phone

School personnel are continuing to make periodic reviews of the boys' and girls' athletics program reflected in the Corrective Action Plan.

In addition to the above information, the above referenced school maintains a complete permanent file relative to Title IX records including copies of the self-assessment audit, all corrective action plans, and other related materials.

[Signature]
Principal's Signature

April 11 2005
Date

[Signature]
Superintendent Signature

[Signature]
School Board Chairpersons' Signature

(Send original copy to KHSAA - Maintain duplicate in Title IX school folder)

Garrard Co. High School

Athletic Committee (Gender Equity)

Kevin Stull
214 Royalty Dr.
Lancaster, KY. 40444
(859) 792-1404
Principal

Jim M. Freeman
1022 Bonds Mill Rd.
Lawrenceburg, KY. 40342
(502) 839-4362
Asst. Principal/AD

Tammara Gilkison
1110 Powell Taylor Rd.
Lawrenceburg, KY. 40342
(502) 839-1763
Asst. Principal/District Coord.

Jenny Teater
156 Pin Oak
Lancaster, KY. 40444
(859) 792-9698
Teacher/Head Coach

Scott Bolin
Royalty Dr.
Lancaster, KY. 40444
Teacher/Head Coach

Greg Crutchfield
217 Royalty Dr.
Lancaster, KY. 40444
(859) 792-2359
Board Member

Linda Rudolph
Lexington St.
Lancaster, KY. 40444
(859) 792-2608
Counselor

Chris Goddard
1070 Perry Rogers Rd.
Lancaster, KY. 40444
(859) 792-2173
Aide/Asst. Coach

Laura Donnell
1148 Sutton Ln.
Lancaster, KY. 40444
(859) 548-2356
Student/Athlete

Kent Johnson
945 Bettis Ln.
Lancaster, KY. 40444
(859) 792-4054
Student

2004-2005
ACCOMMODATION OF INTERESTS AND ABILITIES
SUMMARY PROGRAM CHART 1

KHSAA
Form T1
Rev. 10/04


Participation Opportunities Test One

		(Column 1)	(Column 2)	(Column 3)	(Column 4)
	Program	Enrollment	Percentage of Total Enrollment	Number of Interscholastic Participants (double and triple count)	Percentage of Total Participation
Row 1	GIRLS	326	49.7%	190	49.2%
Row 2	BOYS	330	50.3%	196	50.8%
Row 3	Totals	656	100%	386	100%

Instructions: *Number of 8th grade students & below used in Column 3 and Column 4 calculations if applicable: 15

- 1) Determine the total number of girls enrolled, (place in Row 1, Column 1). Determine the total number of boys enrolled, (place in Row 2, Column 1).
- 2) Add the total number of girls and boys enrolled to determine total enrollment, (place in Row 3, Column 1).
- 3) Calculate the percentage of total enrollment that is female. (Divide Row 1, Column 1 by row 3, Column 1 and place in Row 1, Column 2.) Calculate the percentage of total enrollment that is male. (Divide Row 2, Column 1 by Row 3, Column 1 and place in Row 2, Column 2.) Note: Row 1, Column 2 plus Row 2, Column 2 should total 100%.
- 4) Ask the head coaches to review the most updated eligibility or squad lists for their teams. Ask coaches to confirm the names of those individuals who are on the team as of the first **date of competition**, and cross out the names of those who were cut from the team or quit the team prior to the first competitive event. Determine the total number of interscholastic athletics participants that are girls, (and place in Row 1, Column 3). In order to determine the total number of athletics participants, an individual should be counted each time he or she participates on a team. For example, if Jane Doe competes on the varsity volleyball team, the junior varsity volleyball team, the junior varsity basketball team, and the varsity softball team, she should be counted as four participants (**do not include club or intramural sports participants, cheerleaders, dance teams, or pom squads**). Calculate the same way for boys and girls. * In addition, should 8th grade students and below play on a Freshman, Junior Varsity, or Varsity team, they should also be counted for each team and sport on which they participate. If applicable, please asterisk the above notation as to how many 8th grade students & below are included in the totals. Using the same procedure, determine the total number of interscholastic athletic participants that are boys, (and place in Row 2, Column 3). Add Row 1, Column 3 plus Row 2, Column 3 to get total participants and place in Row 3, Column 3.
- 5) Calculate the percentage of female participation. (Row 1, Column 3 divided by Row 3, Column 3 and place in Row 1, Column 4.) Calculate the percentage of male participation. (Row 2, Column 3 divided by Row 3, Column 3 and place in Row 2, Column 4.) Note: Row 1, Column 4 plus Row 2, Column 4 should total 100%.

Note: While being within three percent is not a formal compliance standard; if the percent listed in Row 1, Column 4 is within 3% of Row 1, Column 2, then it provides a good target within which compliance is likely.

Principal's Signature:  Date: 4/14/05

Garrard Co. High School

Title IX

2004-05

Participation Breakdown

<u>Sport</u>	<u>Varsity</u>	<u>J. Varsity</u>	<u>Freshman</u>	<u>Totals</u>
Football	41	27	0	68
Volleyball	15	17	13	45
B. Soccer	19	13	0	32
G. Soccer	21	16	0	37
B. Golf	7	0	0	7
G. Golf	5	0	0	5
B. Swimming	4	0	0	4
G. Swimming	7	0	0	7
B. Basketball	15	15	6	36
G. Basketball	17	15	10	42
Baseball	15	10	0	25
Softball	14	10	0	24
B. Tennis	11	4	0	15
G. Tennis	10	5	0	15
B. Track	9	0	0	9
G. Track	15	0	0	15

Grand Totals: 386

Boys: 196

Varsity: 121

JV: 69

Freshman: 6

MS: 6

330

Girls: 190

Varsity: 104

JV: 63

Freshman: 23

MS: 9

326

Total Enrollment 656

Grade Summary 9 to 12

Grade	Member		Membership By Ethnicity											
	M	F	White (not)		Black (not)		Hispanic		Asian/Pacif		American In		Other	
			M	F	T	M	F	T	M	F	T	M	F	T
Grade: 09	91	125	216	87	117	204	2	6	8	1	1	1	2	3
				94.44%			3.70%			0.46%			1.39%	
Grade: 10	108	73	181	102	72	174	1	1	4	1	5	1	1	1
				96.13%			0.55%			2.76%			0.55%	
Grade: 11	72	70	142	70	64	134	1	4	5	1	1	1	1	1
				94.37%			3.52%			0.70%			0.70%	
Grade: 12	59	58	117	56	56	112	2	2	1	2	3			
				95.73%			1.71%			2.56%				
Totals:	330	326	656	315	309	624	6	10	16	6	4	10	1	1
				95.12%			2.41%			1.52%			0.15%	

2004-2005
ACCOMMODATION OF INTERESTS AND ABILITIES
SUMMARY PROGRAM CHART 2

KHSAA
Form T2
Rev. 10/04

Participation Opportunities Test Two

		Column 1	Column 2	Column 3	Column 4	Column 5
Program		Number of Teams Currently Offered	Number of Participants	Number of Teams Added in Last Five Years	Number of Participants Added in Last Five Years	Percent of Total Participation By Sex Added in Last 5 Years
GIRLS	Row 1	varsity:	8	104	0	
	Row 2	j.v.:	5	63	3	37
	Row 3	frosh:	2	23	1	13
	Row 4	total:	15	190	4	50
BOYS	Row 5	varsity:	8	121	0	0
	Row 6	j.v.:	5	69	2	22
	Row 7	frosh:	1	6	0	0
	Row 8	total:	14	196	2	22

- 1) For Column 1, list the number of interscholastic teams offered for girls and boys at each competitive level (varsity, junior varsity, and freshman). For girls, total each of the entries in Rows 1, 2, and 3 into Row 4. For boys, total Rows 5, 6, and 7 into Row 8.
- 2) For Column 2, list the number of participants at each level. For girls, total each of the entries in Rows 1, 2, and 3 into Row 4. For boys, total Rows 5, 6, and 7 into Row 8. **Note:** The totals in Row 4 for girls and in Row 8 for boys must be the same as the totals in Form T-1, Column 3, Rows 1 and 2 respectively.
- 3) For Column 3, list the number of interscholastic teams that have been added in the last five years at each competitive level. Count each team added during the 5 year period only one time. e.g. Girl's junior varsity soccer was added 3 years ago, count the team only once, not 3 times. For girls, total the entries in Rows 1, 2, and 3 into Row 4. For boys, total Rows 5, 6, and 7 into Row 8.
- 4) For Column 4, list the number of participants that are currently on each level of the teams that were added in the last five years. If a team was added previously but no longer exists, there are no current participants to be added for that team. For girls, total the entries in Rows 1, 2, and 3 into Row 4. For boys, total Rows 5, 6, and 7 into Row 8.
- 5) For Column 5, calculate the percentage of participants that have been added in the last five years. For girls, take the number in Column 4, Row 4 and divide by the number in Column 2, Row 4. For boys, take the number in Column 4, Row 8 and divide it by the number in Column 2, Row 8.

Note: If the percentage of current participants added in the last five years is 25% or greater, compliance with test two may be possible. If less than 25%, then compliance with test three should be analyzed. **CAUTION:** 25% is not a formal compliance standard.

Principal's Signature: L. Sell Date: 4/11/05

2004-2005
ACCOMMODATION OF INTERESTS AND ABILITIES
SUMMARY PROGRAM CHART 3

Participation Opportunities Test Three

FOR ANY QUESTION ANSWERED "YES" IDENTIFY THE RESPECTIVE SPORT(S).

	GIRLS (Yes / No)		BOYS (Yes / No)
1. For a sport not currently played at the interscholastic level (varsity, junior varsity, or freshman) in your school, is there an intramural team offered for that sport?	NO		NO
2. For a sport <u>not</u> currently offered in your interscholastic athletics program, is there sufficient interest to form a viable interscholastic team based on participation on an intramural team or community recreation teams?	NO		NO
3. For a sport <u>not</u> currently offered, is there sufficient interest, based on your most recent Student Interest Survey, to form a viable interscholastic team based on student responses from the interscholastic survey? If yes, what sport?	NO		NO
4. For a sport currently offered at the varsity level only, is there sufficient interest, based on your most recent Student Interest Survey, to form a viable team for a junior varsity or freshman team that is not currently offered?	NO		NO
5. For a sport currently offered at the junior varsity or freshman level is there sufficient interest, based on your most recent Student Interest Survey, to form a varsity team not currently offered?	NO		NO
6. If you answered YES to question (1), (2), (3), (4), or (5), are there enough high schools in your geographic area offering the sport (at the appropriate level) to allow for the development of a reasonable schedule of competition?	NO		NO

Principal's Signature: L. Sull Date: 4/11/05

2004-2005
ACCOMODATION OF INTERESTS AND ABILITIES
SUMMARY PROGRAM CHART 4

Levels of Competition Test One

		Column 1	Column 2	Column 3
Girls	Team Levels	Number of Teams Currently Offered	Number of Participants	Percentage of Participants at Each Level
Row 1	varsity:	8	104	54.7%
Row 2	j.v.:	5	63	33.2%
Row 3	frosh:	2	23	12.1%
Row 4	total:		190	100%
Boys				
Row 5	varsity:	8	121	61.7%
Row 6	j.v.:	5	69	35.2%
Row 7	frosh:	1	6	3.1%
Row 8	total:		196	100%

- Column 1, list the number of interscholastic teams offered for girls and boys at each competitive level; varsity, junior varsity, and freshman. (Refer to Form T-2, Accommodation of Interests and Abilities, Summary Program Chart 2, Column 1.)
- For Column 2, list the number of participants at each level. For girls, total the entries in Rows 1, 2, and 3 into Row 4. For boys, total the entries in Rows 5, 6, and 7 into Row 8. (Refer to Form T-2, Accommodation of Interests and Abilities, Summary Program Chart 2, Column 2.)
- For Column 3, calculate the percentage of female and male participants at each level.
For girls' varsity, junior varsity, and frosh, respectively:
 - Divide Column 2, Row 1 by Column 2, Row 4, and place the percentage in Column 3, Row 1.
 - Divide Column 2, Row 2 by Column 2, Row 4, and place the percentage in Column 3, Row 2.
 - Divide Column 2, Row 3 by Column 2, Row 4, and place the percentage in Column 3, Row 3.
 -
For boys' varsity, junior varsity, and frosh, respectively:
 - Divide Column 2, Row 5 by Column 2, Row 8, and place the percentage in Column 3, Row 5.
 - Divide Column 2, Row 6 by Column 2, Row 8, and place the percentage in Column 3, Row 6.
 - Divide Column 2, Row 7 by Column 2, Row 8, and place the percentage in Column 3, Row 7.

Principal's Signature: _____

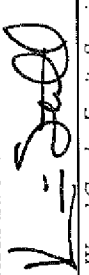
Date: 4/11/05

**2004-2005
BUDGETED AND ACTUAL EXPENDITURES - PROGRAM COMPARISON CHART
TO INCLUDE BOOSTER CLUB FUNDING**

	equipment and supplies	travel	awards	coaches' salaries (to include supplemental and extended employment)	facilities improvements	publications (if sport-specific)
	Expenditures	Expenditures	Expenditures	Expenditures	Expenditures	Expenditures
G basketball	12621	1600	784	13044		270
B basketball	10201	1815	620	14344		
G softball	3713	589	187	3058		
B baseball	3108	570	209	1909		
G cross country	357	46		1232		
B cross country	373	46		1232		
G golf	934			958		
B golf	1475			1116		
G soccer	3390	679	302	2784		
B soccer	3183	2149	250	2784		120
G swimming	1481	564	111	1022		
B swimming	1490	564	111	1022		

1. Total expenditures on T-35 and T-36 on the 2004-2005 year report due by April 15, 2005, should reflect the total monies spent (rounded off to nearest hundred) for the entire year of 2003-2004 ending June 30, 2004.

2. Booster Club Funding/Contributions must be included in the expenditures total.

Principal's Signature:  Date: 4/11/05

**2004-2005
BUDGETED AND ACTUAL EXPENDITURES - PROGRAM COMPARISON CHART 2
TO INCLUDE BOOSTER CLUB FUNDING**

Teams	equipment and supplies	travel	awards	coaches' salaries (to include supplemental and extended employment)	facilities improvements	publications (if sport-specific)
	Expenditures	Expenditures	Expenditures	Expenditures	Expenditures	Expenditures
G track	215	150		1419		
B track	291	150		1419		
G tennis	876			958		
B tennis	688			958		
G volleyball	2416	1312	132	2764		
B wrestling						
G (list sport)						
B (football)	14411	1632	663	17869		
G (list sport)						
B (list sport)						

- Total expenditures on T-35 and T-36 on the 2004-2005 year report due by April 15, 2005, should reflect the total monies spent (rounded off to nearest hundred) for the entire year of 2003-2004 ending June 30, 2004.
- Booster Club Funding/Contributions must be included in the expenditures total.
- Indicate percentage of total expenditures for each gender: Total Expenditures \$146,756 % for boys 59% % for girls 41%

Principal's Signature: *[Signature]* Date: 4/11/05

Garrard Co. School District

Extra Duty Service Salary Schedule Garrard Co. High School 2003 - 2004

GCHS Position	0 - 3	4 - 9	10 - 14	15 - 19	20+	Coach
Head Football	\$ 5,927.00	\$ 6,520.00	\$ 7,236.00	\$ 7,454.00	\$ 7,603.00	Steve Stonebreaker
1st Assistant Football	\$ 3,321.00	\$ 3,987.00	\$ 4,425.00	\$ 4,558.00	\$ 4,649.00	Chris Cooper
2nd Assistant Football	\$ 1,972.00	\$ 2,169.00	\$ 2,408.00	\$ 2,478.00	\$ 2,530.00	Kevin Montgomery
Assistant Football	\$ 1,972.00	\$ 2,169.00	\$ 2,408.00	\$ 2,478.00	\$ 2,530.00	Darren Summers
Assistant Football	\$ 1,972.00	\$ 2,169.00	\$ 2,408.00	\$ 2,478.00	\$ 2,530.00	Steven Brogli
Assistant Football	\$ 1,649.00	\$ 1,814.00	\$ 2,013.00	\$ 2,074.00	\$ 2,115.00	Justin Sivis
Assistant Football	Unpaid					Tim Davis
Athletic Director	In Salary					Jim Freeman
Head Boys Basketball	\$ 5,471.00	\$ 6,017.00	\$ 6,679.00	\$ 6,878.00	\$ 6,911.00	Cecil Combs
1st Assistant Basketball	\$ 3,065.00	\$ 3,372.00	\$ 3,742.00	\$ 3,854.00	\$ 3,931.00	Johnathan Martin
Assistant Basketball	\$ 1,821.00	\$ 1,862.00	\$ 2,047.00	\$ 2,272.00	\$ 2,317.00	Dickie Gilbert
Freshman Basketball	\$ 1,821.00	\$ 1,862.00	\$ 2,047.00	\$ 2,272.00	\$ 2,317.00	Scott Bolin
Head Girls Basketball	\$ 5,471.00	\$ 6,017.00	\$ 6,679.00	\$ 6,878.00	\$ 7,016.00	Jenny Teater
1st Assistant Basketball	\$ 3,065.00	\$ 3,372.00	\$ 3,742.00	\$ 3,854.00	\$ 3,931.00	Jerry Compton
Assistant Basketball	\$ 1,821.00	\$ 1,862.00	\$ 2,047.00	\$ 2,272.00	\$ 2,317.00	Christy Patton
Freshman Basketball	\$ 1,821.00	\$ 1,862.00	\$ 2,047.00	\$ 2,272.00	\$ 2,317.00	Michael Anderson
Head Baseball	\$ 1,909.00	\$ 2,100.00	\$ 2,331.00	\$ 2,400.00	\$ 2,449.00	Brad Woods
Assistant Baseball	\$ 869.00	\$ 958.00	\$ 1,061.00	\$ 1,094.00	\$ 1,116.00	
Head Softball	\$ 1,909.00	\$ 2,100.00	\$ 2,331.00	\$ 2,400.00	\$ 2,449.00	Ernie Browning
Assistant Softball	\$ 869.00	\$ 958.00	\$ 1,061.00	\$ 1,094.00	\$ 1,116.00	Jeff Meadors
Head Cross Country	\$ 1,174.00	\$ 1,292.00	\$ 1,434.00	\$ 1,477.00	\$ 1,506.00	Cecil Combs
Assistant Cross Country	\$ 869.00	\$ 958.00	\$ 1,061.00	\$ 1,094.00	\$ 1,116.00	Johnathan Martin
Head Track	\$ 1,565.00	\$ 1,721.00	\$ 1,910.00	\$ 1,968.00	\$ 2,006.00	Dennis Custard
Assistant Track	\$ 869.00	\$ 958.00	\$ 1,061.00	\$ 1,094.00	\$ 1,116.00	Chris Goddard
Head Boys Tennis	\$ 869.00	\$ 958.00	\$ 1,061.00	\$ 1,094.00	\$ 1,116.00	Jill Stevens
Assistant Tennis	Unpaid					Mike Stevens
Head Girls Tennis	\$ 869.00	\$ 958.00	\$ 1,061.00	\$ 1,094.00	\$ 1,116.00	Matt Chamberlain
Assistant Tennis	Unpaid					April Warren
Head Boys Golf	\$ 869.00	\$ 958.00	\$ 1,061.00	\$ 1,094.00	\$ 1,116.00	Dave McDaniel
Head Girls Golf	\$ 869.00	\$ 958.00	\$ 1,061.00	\$ 1,094.00	\$ 1,116.00	Scott Bolin
Head Cheerleading	\$ 1,102.00	\$ 1,211.00	\$ 1,344.00	\$ 1,384.00	\$ 1,412.00	Cindy Perry
Assistant Cheerleading	\$ 686.00	\$ 754.00	\$ 836.00	\$ 862.00	\$ 880.00	April Warren
Head Boys Soccer	\$ 1,743.00	\$ 1,915.00	\$ 2,015.00	\$ 2,079.00	\$ 2,234.00	Jonathan Martin
Assistant Soccer	\$ 573.00	\$ 631.00	\$ 700.00	\$ 720.00	\$ 736.00	Ernie Browning
Head Girls Soccer	\$ 1,743.00	\$ 1,915.00	\$ 2,015.00	\$ 2,079.00	\$ 2,234.00	Tony Kluesener
Assistant Soccer	\$ 573.00	\$ 631.00	\$ 700.00	\$ 720.00	\$ 736.00	Curt Carrier
Head Swim Team	\$ 1,174.00	\$ 1,292.00	\$ 1,434.00	\$ 1,477.00	\$ 1,506.00	Darlene Combs
Assistant Swim Team	\$ 869.00	\$ 958.00	\$ 1,061.00	\$ 1,094.00	\$ 1,116.00	Greg Ives
Head Girls Volleyball	\$ 1,743.00	\$ 1,915.00	\$ 2,015.00	\$ 2,079.00	\$ 2,234.00	Dennis Custard
Assistant Volleyball	\$ 573.00	\$ 631.00	\$ 700.00	\$ 720.00	\$ 736.00	Chris Goddard


2004-2005 KHSAA TITLE IX ATHLETICS AUDIT
Checklist - Overall Interscholastic Athletics Program

KHSAA
 Form T41
 Rev. 10/04

DIRECTIONS:

For the Areas of Compliance (Opportunities and Benefits) listed on the left hand side of the page, place a checkmark under the appropriate column identifying whether your school provided an advantage to the Girls' Program, or to the Boys' Program or to Neither Program.

Areas of Compliance:	ADVANTAGE TO:		
	GIRLS' PROGRAM	BOYS' PROGRAM	NEITHER PROGRAM
OPPORTUNITIES			
Accommodation of Interest and Abilities			X
BENEFITS			
Equipment and Supplies			X
Scheduling of Games and Practice Time			X
Travel and Per Diem Allowances			X
Coaching			X
Locker Rooms, Practice and Competitive Facilities			X
Medical and Training Facilities and Services			X
Publicity			X
Support Services			X
Athletic Scholarships			X
Tutoring			X
Housing and Dining Facilities and Services			X
Recruitment of Student Athletes			X

Principal's Signature: 

Date: 4/11/05

SCHOOL NAME

2004-2005
TITLE IX

KHSAA
Form 160
Rev. 10/04


Garrard Co. High School

CORRECTIVE ACTION PLAN

DIRECTIONS:

1. For Column 1, indicate the intended area which needs corrective action in order to achieve gender equity. For Column 2, write the suggested change or activities that will correct the area in need of alteration. For Column 3, include the estimated completion date for the changes or activities.
2. It is possible to attain compliance with Title IX and no longer need "corrective" action. However, the KHSAA strongly encourages compliant schools to identify items for improvement (Column 1), activities to accomplish the improvement (Column 2) and a timetable for completion (Column 3) that will strengthen the athletic program.
3. You may copy this form as needed. Please attach corrective action plans along with audit forms and submit by April 15, 2005.

COLUMN 1 ITEM FOR CORRECTION/ IMPROVEMENT	COLUMN 2 SUGGESTED CHANGE/ ACTIVITIES	COLUMN 3 TIME TABLE FOR CORRECTIVE ACTION/ COMPLETION
Facility Improvement	Build Tennis Courts for the Tennis Teams	Currently under construction. Hopeful completion by the beginning of the 2005-06 school year.
Facility Improvement	Building a Track	Currently no funds available for the construction. Not Board supported. A long range completion could come with a new school that is under consideration by the Board of Ed.
Facility Equity	Creation of a weight room that is more "female sport" friendly.	Looking of an adequate space for such a room. The equipment is already in the district. Getting estimates for a change in the softball pressbox. Completion is hopeful by 2006-07.
Insuring gender equity	Creation of an Athletic Policy for GCHS. Creating new and reworking old policies to insure that all sports receive fair and equal treatment.	Gathering information. Completion by the 2006-07 school year.

Principal's Signature: 

Date: 4/16/05



TITLE IX
FIVE-YEAR ACCOMPLISHMENTS
1999-2004

KHSAA
 Form T68
 Rev. 9/03

At the end of this school year, as we complete the 5-year KHSAA Title IX Compliance Project, the KHSAA will provide the Kentucky Department of Education a status report of accomplishments. Please review your school's progress since 1999-2000 and itemize those accomplishments which you feel you have made in your efforts to provide greater gender equity in athletics at your school.

(For example: Softball field lights (or other improvements), specific amounts of "prime time" playing opportunity adjustments, cheerleading balance, equitable equipment replacement schedules, equitable pay for coaches, equitable opportunities for facilities use, establishment of additional sports, establishment of more teams at various levels, equalizing number of contests per season, etc., etc.)

<p style="text-align: center;">Opportunities (Example: Sports or Levels of Teams Added for Girls)</p>	<p>Volleyball – JV Team Freshman Team</p> <p>Girls Soccer – JV Team</p>
<p style="text-align: center;">Equipment and Supplies (Example: New Equipment – batting cages, soccer goals, uniforms, balls, bats, etc.)</p>	<p>* See Attached Sheet</p>
<p style="text-align: center;">Scheduling of Games and Practice Times (Example: 50/50 scheduling ratio of boys' games to girls'. Additional weekend "prime time" opportunities)</p>	<p>Scheduling of Double header games for Girls and Boys Basketball Rotating start times for such games Review of Girls and Boys scheduling to insure good ratios Printed practice schedule times for the gym and soccer fields</p>

<p>Travel and Per-Diem (Example: Spring Break Trip for Softball, Upgrade of meals or meal opportunities)</p>	<p>Spring Break trips for Softball (2 years) Spring Break trip for Baseball</p>
<p>Coaching (Example: Hiring of additional coaches, paying equitable salaries)</p>	<p>Hiring additional coaches for Softball, Golf, and Soccer – all volunteer basis Annual Board of Ed. Review of Extra Curricular Salary Scale</p>
<p>Locker Rooms, Practice and Competitive Facilities (Example: New or Renovated Facilities)</p>	<p>Printed lockerroom assignment list from school admin. Added office space for Girls Basketball Assigned storage facility for each sport Sand, seed, fertilizers for Football, Soccer, and Ball fields.</p>
<p>Medical and Training Services (Example: Additional or equitable sports coverage by medical support personnel, access to weight room)</p>	<p>Girls Basketball and Softball using the weight room.</p>
<p>Publicity (Example: New or improved promotional opportunities at sporting events: 1. Dance/Pep/Cheerleaders 2. Posters 3. Radio/Television)</p>	<p>Local radio coverage Local newspaper coverage from 2 different papers</p>
<p>Support Services (Example: Additional funding for girls' sports)</p>	<p>Increased Volleyball Budget Organized Softball Boosters Joint fundraising effort with Boys and Girls Basketball Selling of Ads for the fences in Baseball and Softball</p>

Other Title IX Advancements	Printed pocket schedules for sports
--	-------------------------------------

Principal's
Signature:

[Handwritten Signature]

Date:

4/11/05



GARRARD CO. HIGH SCHOOL

Home of the Golden Lions
304 W. Maple Ave.
Lancaster, KY. 40444

Phone: (859) 792-2146

Fax: (859) 792-4352

James M. Freeman

Dean of Students/Athletic Director
jfreeman@garrard.k12.ky.us

Equipment and Supplies Title IX Audit Accomplishments T68 – Appendix

Soccer field improvements – lighting, sprinkler system, seeding of Bermuda grass.
Improvement to the Softball field concession area – new storage and room for kitchen equipment
Resurfacing of the tennis courts at the Jaycees Park
Upgrade of Volleyball equipment – standards, nets, balls, etc...
Reconditioning of Football helmets and other equipment
New fence top protection for the Softball and Baseball fields.
Painting of the backstop at the Baseball Field
New sod and sand for the Soccer field
New grass seeding for the Softball and Baseball outfield
Purchase of a shooting machine for the Basketball programs
New uniforms for the following:

- Girls Basketball
- Boys Basketball
- Volleyball
- Softball
- Baseball (Away only)